

WASHDOWN HOODS

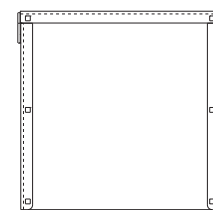

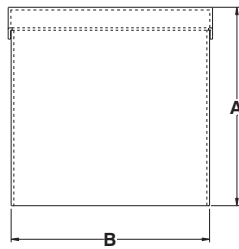
Washdown hood for louver plates

The **880 LPH** are designed to protect the interior of the enclosure from incoming rain, snow or liquids that the ventilation system could pull in. Made from 18 GA steel or stainless steel (add suffix "SS") and pre-punched with mounting holes to accommodate the louver plates. Hoods are finished with ANSI/ASA 61 gray heat fused polyester powder, electrostatically applied on a pretreated base. (other colors available).

CATALOG NUMBER	DIMENSIONS			LOUVER PLATES CATALOG NUMBER		SHIP WGHT LBS.
	A	B	C			
880 LPH2	5,5	5,5	4,5	880 LP2	881 LP2	3
880 LPH3	10,44	5,5	4,5	880 LP3	881 LP3	4
880 LPH4	15,31	5,5	4,5	880 LP4	881 LP4	5
880 LPH2D	5,5	10,5	4,5	880 LP2D	881 LP2D	3
880 LPH3D	10,44	10,5	4,5	880 LP3D	881 LP3D	5
880 LPH4D	15,31	10,5	4,5	880 LP4D	881 LP4D	7

* Add suffix 'SS' for stainless

Please note : The dimensions are in inches



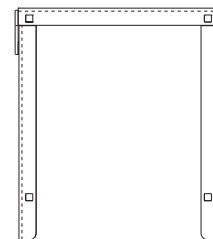

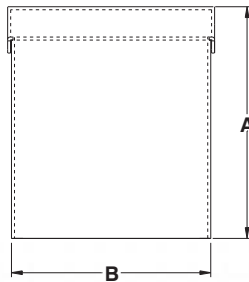
Washdown hood for European style air grills

The **880 FPH** are designed to protect the interior of the enclosure from incoming rain, snow or liquids that the ventilation system could pull in. Made from 18 GA steel or stainless steel (add suffix "SS") and pre-punched with mounting holes to accommodate the European style air grills. Hoods are finished with RAL 7035 light gray heat fused polyester powder, electrostatically applied on a pretreated base. (other colors available).

CATALOG NUMBER	DIMENSIONS			AIR GRILL SIZE		SHIP WGHT LBS.
	A	B	C	H	W	
880 FPH109	174	144	115	109	109	3
880 FPH150	215	185	115	150	150	4
880 FPH204	269	239	115	204	204	5
880 FPH250	315	285	115	250	250	6
880 FPH325	390	360	115	325	325	8

* Add suffix 'SS' for stainless

Please note : The dimensions are metrics



Data subject to change without notice.