

## Light duty metric modular cabinets



The STREAMLINE series cabinets are used to house and protect equipment where environmental considerations aren't as severe as NEMA 12 requirements, however where robustness, versatility and quality are still being sought. These cabinets are made of weld-

ed steel frames with incorporated top and bottom covers. Available in single bay standard configurations, the STREAMLINE cabinets can be ordered in complete application specific kits or can be fully customized by ordering individual parts.

Many components and accessories are interchangeable between the NEMA 12 Mtrx and NEMA 1 STREAMLINE series. Look for the MX/SL icon. **MX/SL COMPATIBLE** Designed and made in North America.

### Industry Standards

- UL Listed
- CSA Certified
- NEMA/EEMAC
- CE (IEC60529; IP55)
- RoHS Compliant



### Industry Standards



Partial covers and doors see p.73



PC cabinet solutions or accessories see p.71




6100 SLKNT server and network solutions see p.125

Data subject to change without notice.

## Light duty metric modular cabinets

### Frame:

- 10 bend closed profile roll-formed electrogalvanised posts
- Fully welded load bearing structure with steel cast lifting and support corners
- Frame includes welded sheetmetal top and bottom covers with cable entry provisions
- 25mm DIN system hole pattern in height and depth
- M12 threaded hole for installation of lifting or supporting h/w directly into structural frame
- Standard polyester powder coated fine texture dark gray finish (RAL7011)
- Multi-bay / multi-door line-up capable




### Doors, Sides and Rear Covers:

- 14ga or 16ga as per UL / CSA requirements
- Standard polyester powder coated textured light gray RAL7035 or black RAL9005 finish
- 4 point locking, latching or mounting hardware all outside of enclosure volume
- Doors supplied standard with metallic pull type handle with slotted insert and complete latching mechanism. Provision for padlocking.
- One-person assembly



### Inner Mounting Panel:

- Standard 12ga electrogalvanised panel – can be supplied painted white
- Adjustable in depth at increments of 25mm
- Panel surface flush with frame in standard rear most position
- Exclusive “wobble free” support devices
- Exclusive “slide n` snap” features in accordance with one-person assembly philosophy

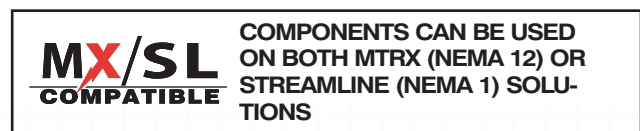


### Accessories:

- Full line of external accessories and internal accessories for infinite configuration capabilities and applications
- All major external components are standard factory assembled – refer to icon
- Accessories are interchangeable between Mtrx and Streamline lines



COMPONENTS ARE  
FACTORY ASSEMBLED  
WHERE ICON SHOWN



COMPONENTS CAN BE USED  
ON BOTH MTRX (NEMA 12) OR  
STREAMLINE (NEMA 1) SOLU-  
TIONS

Data subject to  
change without  
notice.