

Oil & dust tight metric modular cabinets



The Mtrx series cabinets are used to protect equipment against oil, dust and light water splashing for indoor applications.

The standard cabinets are available in steel. However Mtrx cabinet external covers can be made

of aluminum, brushed or powder coated stainless steel, and with EMI/RFI shielding.

Available in single, double and multi bay standard or disconnect configurations, the Mtrx cabinets can be ordered in complete

pre-assembled kits or can be fully customized by ordering individual parts.

The Mtrx series cabinets are designed and manufactured in North America exclusively by EXM.

Industry Standards


- UL Listed
- CSA Certified
- NEMA/EEMAC
- CE (IEC60529; IP55)
- RoHS Compliant



6500 MXKPC see p. 70
(PC cabinet & special covers)



6500 MXKNT see p. 124
(Server & Network)




POWER DISTRIBUTION see p. 151
(BUSBARs Systems)

Data subject to change without notice.

Oil & dust tight metric modular cabinets

Frame:

- 10 bend closed profile roll-formed electrogalvanised posts
- Fully welded load bearing structure with steel cast corners
- 25mm DIN system hole pattern in all axes height, width & depth
- M12 x 1.75 25mm long threaded hole for installation of lifting or supporting h/w directly into structural frame
- Standard powder coated fine texture dark gray finish (RAL7011)
- 150 standard sizes – **close to 500 custom sizes available**
- Multi-bay / multi-door line-up capable



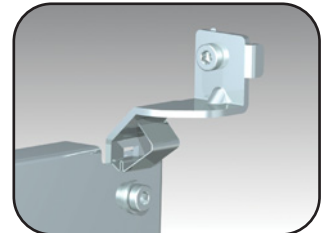
Doors and External Covers (Top, Bottom, Rear, Sides):

- 14ga or 16ga as per UL / CSA requirements
- Standard two tone textured powder coated finish – top / bottom: dark gray RAL7011; door / rear / sides: light gray RAL7035
- Seamless robotically poured-in-place gaskets
- Locking, latching or mounting hardware all outside of enclosure controlled volume
- Doors supplied standard with metallic pull type handle with slotted insert and complete latching mechanism. Provision for padlocking.
- One-person assembly



Inner Mounting Panel:

- Standard 11ga electrogalvanised panel – can be supplied standard painted white
- Adjustable in depth at increments of 25mm
- Panel surface flush with frame in standard rear most position
- Exclusive “wobble free” support devices
- Exclusive “slide and snap” features in accordance with one-person assembly philosophy



Accessories:


- Full line of external accessories and internal accessories for infinite configuration capabilities and applications
- All major external components are standard factory assembled – refer to icon
- Majority of Accessories are interchangeable between Mtrx and Streamline lines– refer to icon



NOTE: MIXING EXTERNAL COMPONENTS FROM THE MTRX 6500MX AND STREAMLINE 6100 SL SERIES WILL RENDER THE MTRX ENCLOSURE TO A NEMA 1 RATING



Components are factory assembled where logo is present.



Components can be used on both Mtrx² (NEMA 12-13) or streamline (NEMA 1) solutions

Data subject to change without notice.