

## Double bay cabinet kit

The **6500 MXK cabinet kit** is used to protect equipment against oil, dust and light water splashing. The protection rating is achieved by the use of a high quality robotically poured-in-place gasket. The standard cabinet kits consist of:

- **6500 MX** frame (painted dark gray RAL7011; galvanized) (see p.18)
- **6500 MXT** top cover (painted

dark gray RAL7011; steel) (see p.50)

- **6500 MXB** bottom cover (painted dark gray RAL7011; steel) (see p.56)
- **6500 MXR** rear cover (painted light gray RAL7035; steel) (see p.32)
- **6500 MXDD** overlapping solid doors (painted light gray RAL7035; steel) – consisting of : a 4 point locking door (right

side); a flange door (left side); and a standard zinc cast pull handle with slotted insert (see p.23 )

- **6500 MXM** inner mounting panel (no finish 11ga galvanized) (see p.39)
- 4 standard leveling feet (p.141)
- 4 lifting eye bolts (see p.141)

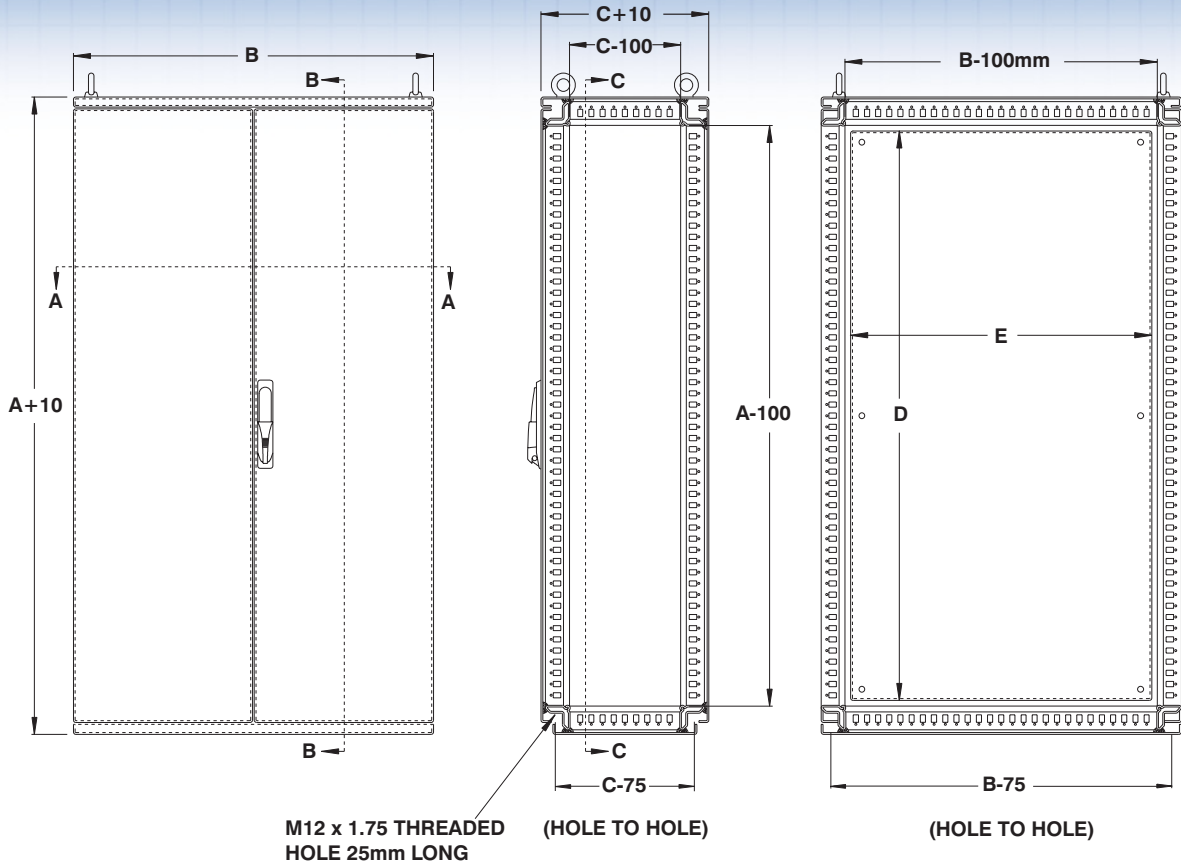
**NEMA/EEMAC 12-13**  
**CSA Certified / UL Listed**  
**CE (IEC60529 / IP55)**



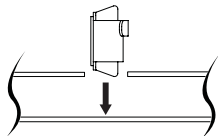
**Note:** 4 levelling feet and 4 lifting eye bolts are supplied uninstalled for each cabinet kit. These may be screwed into the M12 x 1.75 25mm long threaded anchoring holes located at each corner of the cabinet.

Data subject to change without notice.

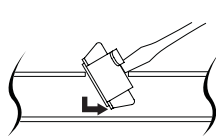
## Double bay cabinet kit



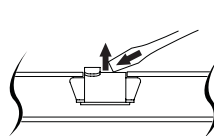
**STEP 1 : INSERT INTO RECTANGULAR CUTOUT**



**STEP 2 : ROTATE AND SLIDE INTO CUTOUT**



**STEP 3 : PUSH UNTIL SPRING IS ENGAGED**



All modular frames are supplied with a hole pattern offset every 25mm to accommodate the installation of front inserted clip nuts (p.148) in all three axes. Refer to above steps for installation

CATALOG NUMBER	NOMINAL			PANEL	
	A	B*	C	D	E
6500 MXK071206	700	1200	600	580	1085
6500 MXK141204	1400	1200	400	1280	1085
6500 MXK141205	1400	1200	500	1280	1085
6500 MXK141604	1400	1600	400	1280	1485
6500 MXK141605	1400	1600	500	1280	1485
6500 MXK161204	1600	1200	400	1480	1085
6500 MXK161205	1600	1200	500	1480	1085
6500 MXK161206	1600	1200	600	1480	1085
6500 MXK161208	1600	1200	800	1480	1085
6500 MXK181204	1800	1200	400	1680	1085
6500 MXK181205	1800	1200	500	1680	1085
6500 MXK181206	1800	1200	600	1680	1085
6500 MXK181208	1800	1200	800	1680	1085
6500 MXK181604	1800	1600	400	1680	1485

CATALOG NUMBER	NOMINAL			PANEL	
	A	B*	C	D	E
6500 MXK181605	1800	1600	500	1680	1485
6500 MXK181606	1800	1600	600	1680	1485
6500 MXK181608	1800	1600	800	1680	1485
6500 MXK201204	2000	1200	400	1880	1085
6500 MXK201205	2000	1200	500	1880	1085
6500 MXK201206	2000	1200	600	1880	1085
6500 MXK201208	2000	1200	800	1880	1085
6500 MXK201604	2000	1600	400	1880	1485
6500 MXK201605	2000	1600	500	1880	1485
6500 MXK201606	2000	1600	600	1880	1485
6500 MXK201608	2000	1600	800	1880	1485
6500 MXK221205	2200	1200	500	2080	1085
6500 MXK221206	2200	1200	600	2080	1085
6500 MXK221208	2200	1200	800	2080	1085

\* Side panels (one on each side) add 10mm to width.

Data subject to change without notice.



p.461

<http://www.exmweb.com>



p.112



p.113



p.144

1-800-363-2423



p.528



p.584

Fax : 450-979-4626



p.494



[info@exmweb.com](mailto:info@exmweb.com)