

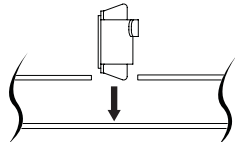
## Single bay cabinet kit

The **6100 SLK** cabinet kit is comparable to the Mtrx kit in form, fit and function however designed for NEMA 1 rated applications. The standard cabinet kits consists of:

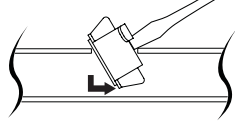
- **6100 SL** frame with incorporated top and bottom (painted dark gray RAL7011; galvanized) and accessory kit (cable entry caps; eye bolts; leveling feet) (p.141)
- **6100 SLR** rear cover (painted light gray RAL7035; steel) (p.97)
- **6100 SLD** solid door (painted light gray RAL7035; steel) - consisting of: a 4 point locking mechanism; vertical stiffeners; a zinc cast pull handle with slotted insert (p.92)
- **6100 SLM** inner mounting panel (no finish 12ga galvanized) (p.101)
- 4 std leveling feet
- 4 lifting eye bolts

**CSA Certified / UL Listed**  
**NEMA/EEMAC 1 / IP30**

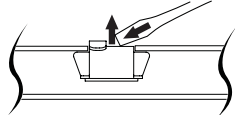
**STEP 1: INSERT INTO**  
**RECTANGULAR CUTOUT**



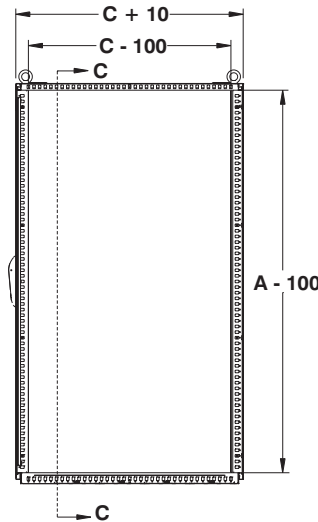
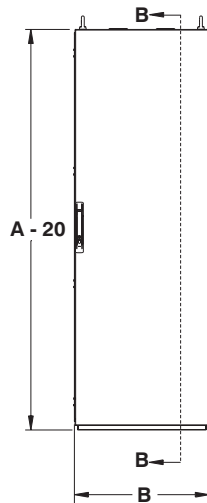
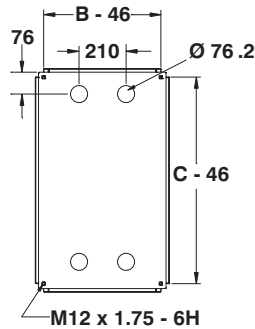
**STEP 2: ROTATE AND**  
**SLIDE INTO CUTOUT**



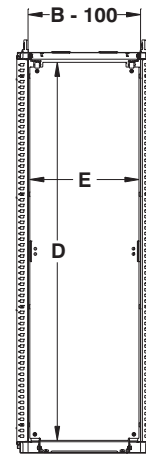
**STEP 3: PUSH UNTIL**  
**SPRING IS ENGAGED**



All modular frames are supplied with a hole pattern offset every 25mm to accommodate the installation of front inserted clip nuts (p.148) in all three axes. Refer to above steps for installation



SECTION B-B








SECTION C-C



CATALOG NUMBER	NOMINAL			PANEL	
	A	B*	C	D	E
6100 SLK070604	700	600	400	580	485
6100 SLK070605	700	600	500	580	485
6100 SLK070606	700	600	600	580	485
6100 SLK070608	700	600	800	580	485
6100 SLK070609	700	600	900	580	485
6100 SLK070610	700	600	1000	580	485
6100 SLK070611	700	600	1100	580	485
6100 SLK070612	700	600	1200	580	485
6100 SLK070704	700	700	400	580	585
6100 SLK070705	700	700	500	580	585
6100 SLK070706	700	700	600	580	585
6100 SLK070708	700	700	800	580	585
6100 SLK070709	700	700	900	580	585

CATALOG NUMBER	NOMINAL			PANEL	
	A	B*	C	D	E
6100 SLK070710	700	700	1000	580	585
6100 SLK070711	700	700	1100	580	585
6100 SLK070712	700	700	1200	580	585
6100 SLK070804	700	800	400	580	685
6100 SLK070805	700	800	500	580	685
6100 SLK070806	700	800	600	580	685
6100 SLK070809	700	800	900	580	685
6100 SLK070810	700	800	1000	580	685
6100 SLK070811	700	800	1100	580	685
6100 SLK070812	700	800	1200	580	685
6100 SLK140604	1400	600	400	1280	485
6100 SLK140605	1400	600	500	1280	485
6100 SLK140606	1400	600	600	1280	485

Data subject to change without notice.



## Single bay cabinet kit

CATALOG NUMBER	NOMINAL			PANEL	
	A	B*	C	D	E
6100 SLK140608	1400	600	800	1280	485
6100 SLK140609	1400	600	900	1280	485
6100 SLK140610	1400	600	1000	1280	485
6100 SLK140611	1400	600	1100	1280	485
6100 SLK140612	1400	600	1200	1280	485
6100 SLK140704	1400	700	400	1280	585
6100 SLK140705	1400	700	500	1280	585
6100 SLK140706	1400	700	600	1280	585
6100 SLK140708	1400	700	800	1280	585
6100 SLK140709	1400	700	900	1280	585
6100 SLK140710	1400	700	1000	1280	585
6100 SLK140711	1400	700	1100	1280	585
6100 SLK140712	1400	700	1200	1280	585
6100 SLK140804	1400	800	400	1280	685
6100 SLK140805	1400	800	500	1280	685
6100 SLK140806	1400	800	600	1280	685
6100 SLK140808	1400	800	800	1280	685
6100 SLK140810	1400	800	1000	1280	685
6100 SLK140811	1400	800	1100	1280	685
6100 SLK140812	1400	800	1200	1280	685
6100 SLK160604	1600	600	400	1480	485
6100 SLK160605	1600	600	500	1480	485
6100 SLK160606	1600	600	600	1480	485
6100 SLK160608	1600	600	800	1480	485
6100 SLK160609	1600	600	900	1480	485
6100 SLK160610	1600	600	1000	1480	485
6100 SLK160611	1600	600	1100	1480	485
6100 SLK160612	1600	600	1200	1480	485
6100 SLK160704	1600	700	400	1480	585
6100 SLK160705	1600	700	500	1480	585
6100 SLK160706	1600	700	600	1480	585
6100 SLK160708	1600	700	800	1480	585
6100 SLK160709	1600	700	900	1480	585
6100 SLK160710	1600	700	1000	1480	585
6100 SLK160711	1600	700	1100	1480	585
6100 SLK160712	1600	700	1200	1480	585
6100 SLK160804	1600	800	400	1480	685
6100 SLK160805	1600	800	500	1480	685
6100 SLK160806	1600	800	600	1480	685
6100 SLK160808	1600	800	800	1480	685
6100 SLK160810	1600	800	1000	1480	685
6100 SLK160811	1600	800	1100	1480	685
6100 SLK160812	1600	800	1200	1480	685
6100 SLK180604	1800	600	400	1680	485
6100 SLK180605	1800	600	500	1680	485
6100 SLK180606	1800	600	600	1680	485
6100 SLK180608	1800	600	800	1680	485
6100 SLK180609	1800	600	900	1680	485
6100 SLK180610	1800	600	1000	1680	485
6100 SLK180611	1800	600	1100	1680	485
6100 SLK180612	1800	600	1200	1680	485
6100 SLK180704	1800	700	400	1680	585
6100 SLK180705	1800	700	500	1680	585
6100 SLK180706	1800	700	600	1680	585
6100 SLK180708	1800	700	800	1680	585
6100 SLK180709	1800	700	900	1680	585
6100 SLK180710	1800	700	1000	1680	585

CATALOG NUMBER	NOMINAL			PANEL	
	A	B*	C	D	E
6100 SLK180711	1800	700	1100	1680	585
6100 SLK180712	1800	700	1200	1680	585
6100 SLK180804	1800	800	400	1680	685
6100 SLK180805	1800	800	500	1680	685
6100 SLK180806	1800	800	600	1680	685
6100 SLK180808	1800	800	800	1680	685
6100 SLK180809	1800	800	900	1680	685
6100 SLK180810	1800	800	1000	1680	685
6100 SLK180811	1800	800	1100	1680	685
6100 SLK180812	1800	800	1200	1680	685
6100 SLK200604	2000	600	400	1880	485
6100 SLK200605	2000	600	500	1880	485
6100 SLK200606	2000	600	600	1880	485
6100 SLK200608	2000	600	800	1880	485
6100 SLK200609	2000	600	900	1880	485
6100 SLK200610	2000	600	1000	1880	485
6100 SLK200611	2000	600	1100	1880	485
6100 SLK200612	2000	600	1200	1880	485
6100 SLK200704	2000	700	400	1880	585
6100 SLK200705	2000	700	500	1880	585
6100 SLK200706	2000	700	600	1880	585
6100 SLK200708	2000	700	800	1880	585
6100 SLK200709	2000	700	900	1880	585
6100 SLK200710	2000	700	1000	1880	585
6100 SLK200711	2000	700	1100	1880	585
6100 SLK200712	2000	700	1200	1880	585
6100 SLK200804	2000	800	400	1880	685
6100 SLK200805	2000	800	500	1880	685
6100 SLK200806	2000	800	600	1880	685
6100 SLK200808	2000	800	800	1880	685
6100 SLK200809	2000	800	900	1880	685
6100 SLK200810	2000	800	1000	1880	685
6100 SLK200811	2000	800	1100	1880	685
6100 SLK200812	2000	800	1200	1880	685
6100 SLK220604	2200	600	400	2080	485
6100 SLK220605	2200	600	500	2080	485
6100 SLK220606	2200	600	600	2080	485
6100 SLK220608	2200	600	800	2080	485
6100 SLK220609	2200	600	900	2080	485
6100 SLK220610	2200	600	1000	2080	485
6100 SLK220611	2200	600	1100	2080	485
6100 SLK220612	2200	600	1200	2080	485
6100 SLK220704	2200	700	400	2080	585
6100 SLK220705	2200	700	500	2080	585
6100 SLK220706	2200	700	600	2080	585
6100 SLK220708	2200	700	800	2080	585
6100 SLK220709	2200	700	900	2080	585
6100 SLK220710	2200	700	1000	2080	585
6100 SLK220711	2200	700	1100	2080	585
6100 SLK220712	2200	700	1200	2080	585
6100 SLK220804	2200	800	400	2080	685
6100 SLK220805	2200	800	500	2080	685
6100 SLK220806	2200	800	600	2080	685
6100 SLK220808	2200	800	800	2080	685
6100 SLK220809	2200	800	900	2080	685
6100 SLK220810	2200	800	1000	2080	685
6100 SLK220811	2200	800	1100	2080	685
6100 SLK220812	2200	800	1200	2080	685

\* Side panels (one on each side) add 10mm to width.



For exterior of cabinet finished textured black RAL9005 add suffix "X"  
 6100 SLK180606X → cable entry version with external finish black RAL9005

Data subject to change without notice.



p.110      p.113      p.114      p.120      p.127      p.137      p.139      p.141      p.144  
<http://www.exmweb.com>      1-800-363-2423      Fax : 450-979-4626      info@exmweb.com