

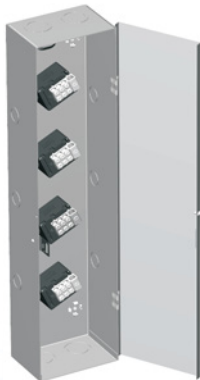

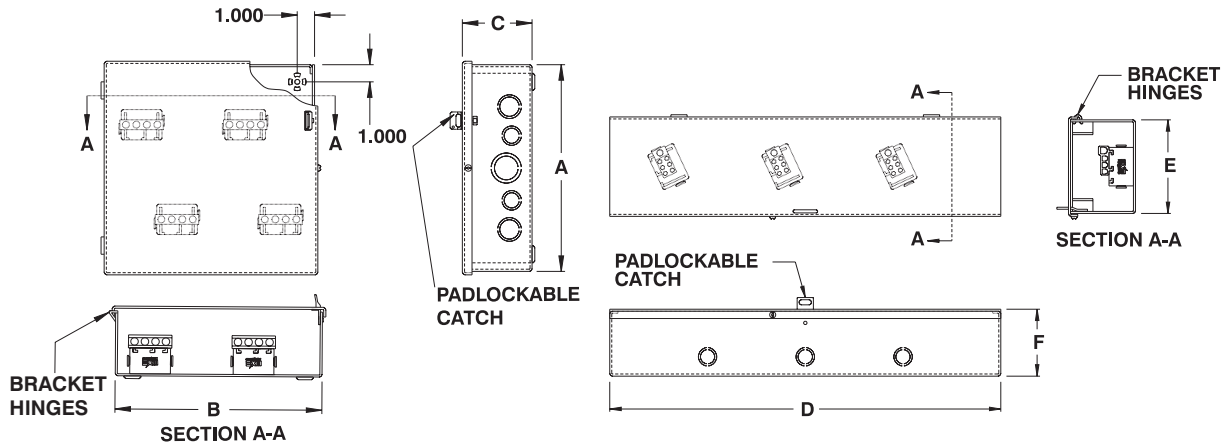
Splitter Boxes & Troughs EEMAC/NEMA 1

The 1100 B splitter boxes are designed for 600 V (max.) service, 3 or 4 wires, in ordinary locations. They are made from 14 GA or 16 GA steel. They have mounting holes in the back, knockouts, bracket hinges and a provision

for padlocking. The phenolic insulated splitter blocks are factory installed. The 225, 400 and 600 lugs have removable tops which allow wires to be easily laid-in place. Enclosures are finished with heat fused polyester powder,

electrostatically applied on a pre-treated base. Box is ANSI/ASA 61 gray (other colors available).

C.S.A. Certified
NEMA/EEMAC 1 / IP30



CATALOG NUMBER		MAX AMP. CU-AL	MAIN LUGS		BRANCH LUGS		DIMENSIONS			SHIP WGHT LBS.
3 WIRES	4 WIRES		QTY	WIRES	QTY	WIRES	A	B	C	
1100 B73	1100 B74	70	1	2-14	3	2-14	10	10	4	8
1100 B103	1100 B104	125	1	2/0-14	3	2/0-14	12	12	4	11
1100 B203	1100 B204	225	1	300MCM-6	3	2/0-14	18	12	5	16
1100 B403	1100 B404	400	1	600MCM-4	3	600MCM-4	22	20	6	34
1100 B603	1100 B604	600	2	600MCM-4	2	600MCM-4	26	25	7	49


CATALOG NUMBER		MAX AMP. CU-AL	MAIN LUGS		BRANCH LUGS		DIMENSIONS			SHIP WGHT LBS.
3 WIRES	4 WIRES		QTY	WIRES	QTY	WIRES	A	B	C	
1100 T273	1100 T274	70	1	2-14	6	2-14	24	6	4	12
1100 T373	1100 T374	70	1	2-14	6	2-14	36	6	4	15
1100 T473	1100 T474	70	1	2-14	6	2-14	48	6	4	20
1100 T2103	1100 T2104	125	1	1/0-14	6	2-14	24	6	4	12
1100 T3103	1100 T3104	125	1	1/0-14	6	2-14	36	6	4	15
1100 T4103	1100 T4104	125	1	1/0-14	6	2-14	48	6	4	20
1100 T5103	1100 T5104	125	1	1/0-14	6	2-14	60	6	4	24
1100 T6103	1100 T6104	125	1	1/0-14	6	2-14	72	6	4	28
1100 T2203	-----	225	1	300MCM-6	6	2/0-14	24	8	5	19
1100 T3203	1100 T3204	225	1	300MCM-6	6	2/0-14	36	8	5	26
1100 T4203	1100 T4204	225	1	300MCM-6	6	2/0-14	48	8	5	32
1100 T5203	1100 T5204	225	1	300MCM-6	6	2/0-14	60	8	5	40
1100 T6203	1100 T6204	225	1	300MCM-6	6	2/0-14	72	8	5	46
1100 T3403	-----	400	2	250MCM-1/0*	6	4/0-14	36	10	6	34
1100 T4403	1100 T4404	400	2	250MCM-1/0*	6	4/0-14	48	10	6	42
1100 T5403	1100 T5404	400	2	250MCM-1/0*	6	4/0-14	60	10	6	50
1100 T6403	1100 T6404	400	2	250MCM-1/0*	6	4/0-14	72	10	6	59
1100 T4603	1100 T4604	600	4	250MCM-1/0†	6	4/0-14	48	10	6	42
1100 T5603	1100 T5604	600	4	250MCM-1/0†	6	4/0-14	60	10	6	50
1100 T6603	1100 T6604	600	4	250MCM-1/0†	6	4/0-14	72	10	6	59

* OR 1 x 600MCM-4

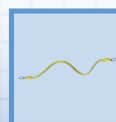
† OR 2 x 600MCM-4

For 4 wire systems, add 1 lb to weight.

Data subject to change without notice.




p.467




p.468



p.449



p.462



p.238